

The logo for 'erfgoed' features a green, irregular polygonal shape on the left, with the word 'erfgoed' written in white, lowercase, sans-serif font to its right. The entire logo is set against a blue rectangular background.

erfgoed

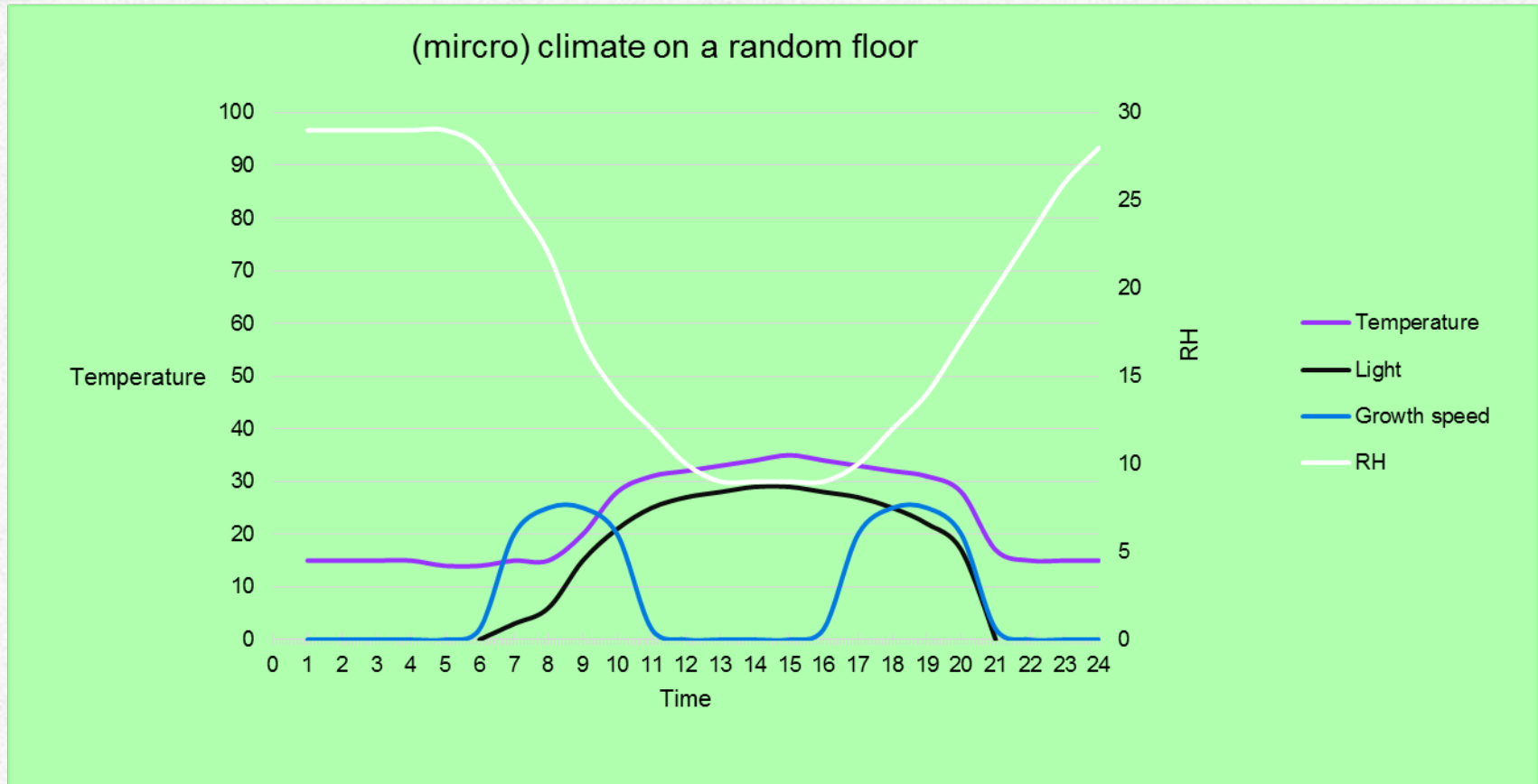


QUALITY FLOORS FOR EXCELLENT PLANTS

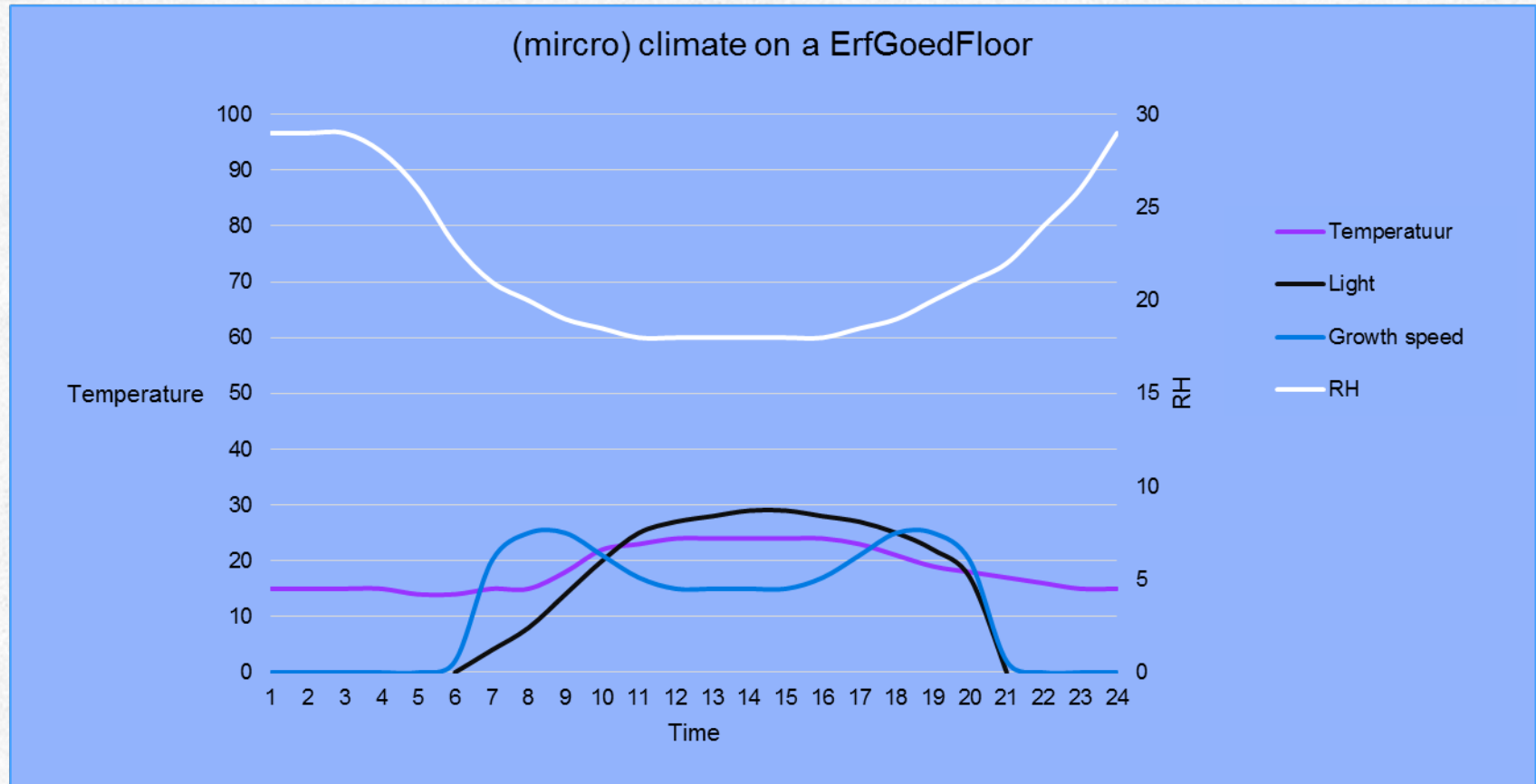
The presentation

1. Explanation presentation
2. The optimal growth of a plant
3. Who is ErfGoed
4. The ErfGoedVloer (working/possibilities)
5. The Calculation model
6. Experiences of growers

Growth curve of a plant I



Growth curve of a plant II



ErfGoed since 1958

“Over the years the plant and the growth are continuous central: ... excellent plants”



ErfGoed stands for

Developing and installing of systems for sustainable and optimal growth of plants.

- Cooperate in the chain.
- Customization, not what possible is, but what is needed.
- Agreement = agreement.



ErfGoed goes for:

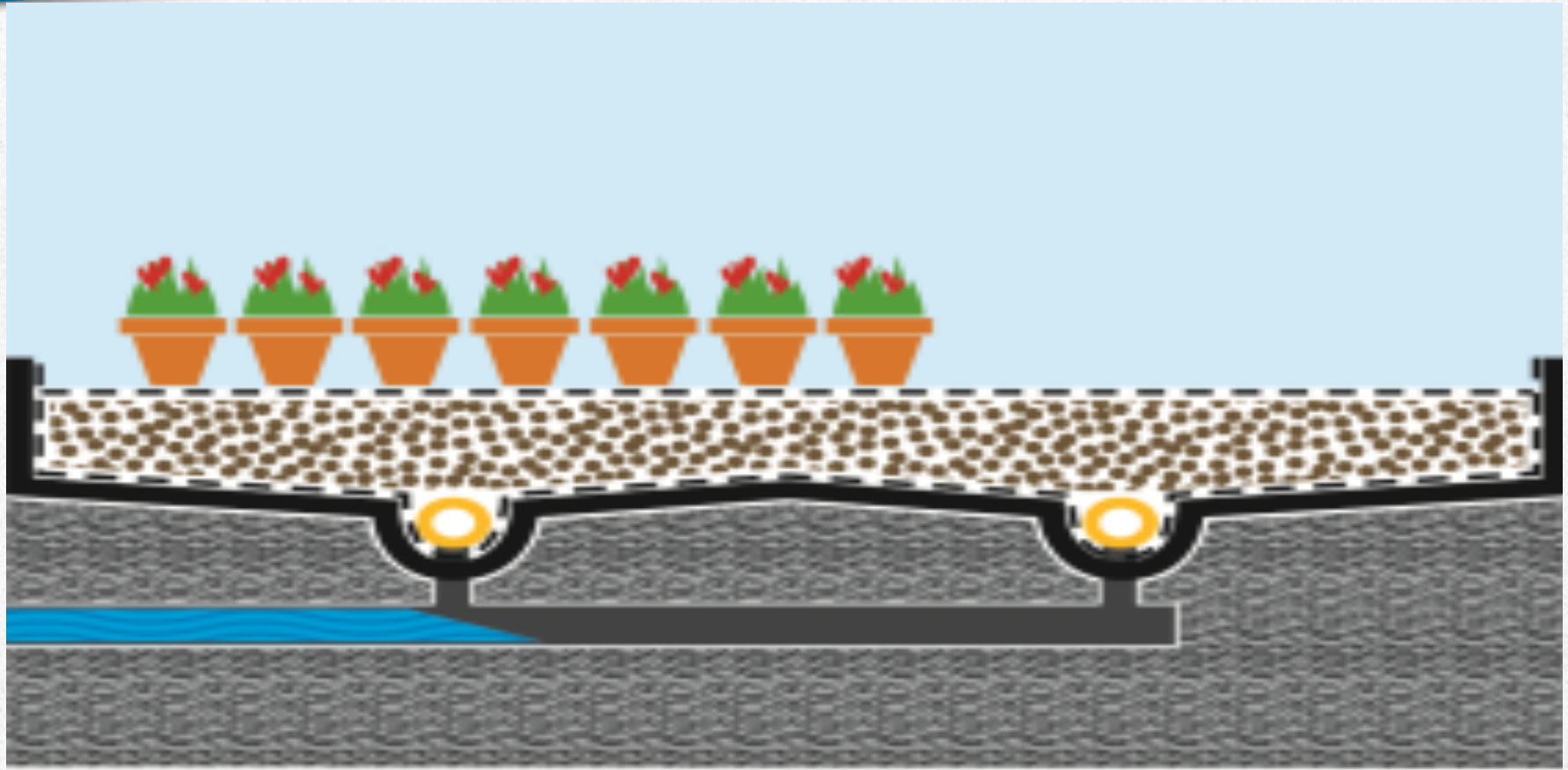
- Continuous improvement (pro active)
- No products, but solutions for the customer
- Maximum knowledge of the constructions of cultivation floors



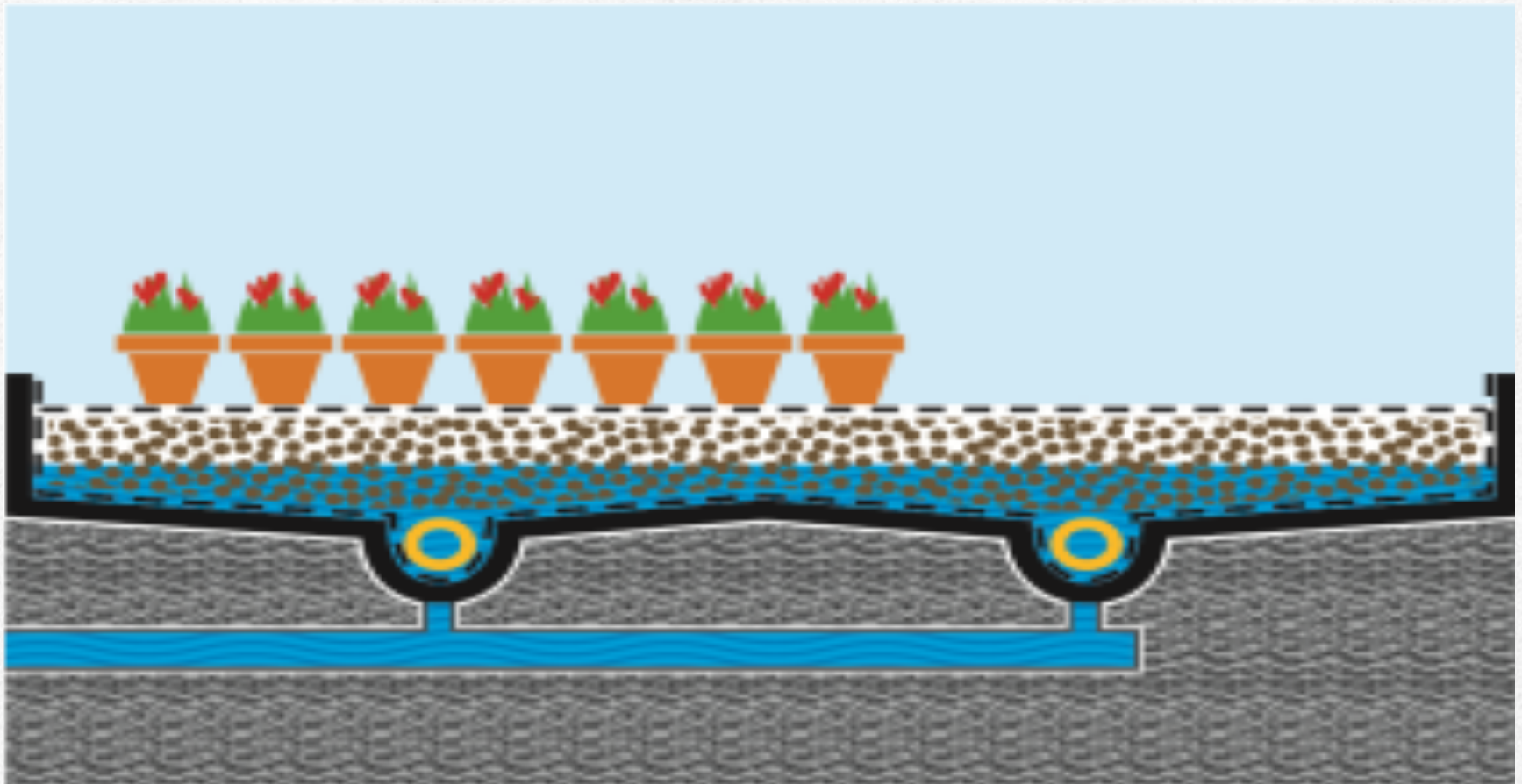
ErfGoed IV

- The specialist for cultivation floors:
people / resources / materials
- Active in 20 countries
- Quality control
- Guaranty and service
- Patents
- Advice for use, for example hygiene etc.

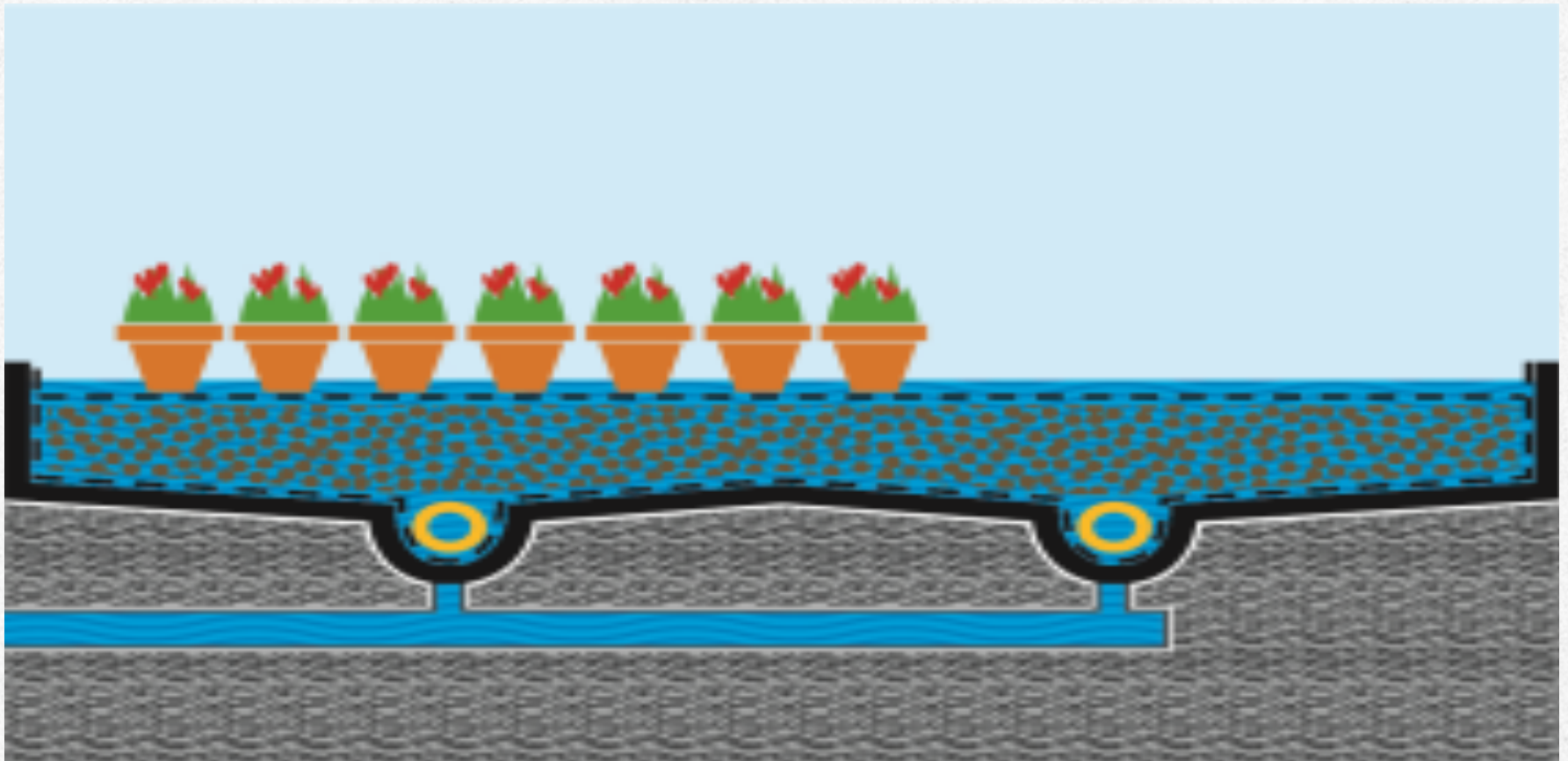
Working of the ErfGoedVloer® I



Working of the ErfGoedVloer® II



Working of the ErfGoedVloer® III



Summary working of the ErfGoedVloer ®

- Unique filling system pipes in stead of drainpipes.
- Intensive quality control of the materials
- Special foils ensure quick drying
- No ponding
- Very uniform watering
- Control humidity and temperature

The ErfGoedVloer plus

- Delivery of Stefix 135
- Delivery of Trolley Tracks
- Advice for use



Benefits of the ErfGoedVloer®

Vital plant = excellent plant

Higher yields by:

- Fewer losses
- Faster growth
- Higher quality
- Uniformer crop

Reduced costs by:

- Saving on labor
- Energy efficiency
- Saving of water and fertilizer
- Fewer pesticides needed

Calculation

Some start points:

- Data Delphy/WUR Glastuinbouw
- Example one cultivation: cyclamen
- Value klass I plant € 1,40 II € 0,70
- Cultivation period, this cultivation about 12 -14 weeks
- Average number of plants per m²: 22
- Calculation for 10.000 m²

Calculation model ErfGoedVloer

- Ca. 5 % savings on labor by less loss and less sorting
- Ca. 10 % less energy costs, by water drain and no cold exchange
- Ca. 20 % less water en fertilizers by storage and reuse

Calculation model ErfGoedVloer

Percentage	Random floor	ErfGoedFloor	Difference
Loss	3 %	0,5 %	2,5 %
Class I	92 %	98,5 %	6,5 %
Class II	5 %	1 %	4 %

Calculation model ErfGoedVoer

	ErfGoedFloor	Random floor	Difference
Number of plants	22	22	0
Class I	21,89	21,34	0,55
Value	€ 30,19	€ 28,38	€ 1,81
Class II	0,32	1,07	+ 0,75
Value	€ 0,23	€ 0,75	+ € 0,52
Netto difference			€ 1,29

Calculation model ErfGoed

Savings

labor/energy/water and fertilizers per m² per cultivation: € 0,30

Extra yield

Less loss, more class I, per cultivation

€ 1,29

Total less costs/more yield

= € 1,59

On yearly basis about € 4,50

Calculation model ErfGoedVloer: one cultivation

Percentage	Random floor	ErfGoedFloor	Difference
Class I	€ 765.072,-	€ 820.260 ,-	€ 55.188,-
Class II	€ 20.790,-	€ 4.158, -	- € 16.632,-
Total	€ 785.862,-	€ 824.418,-	€ 38.556,-

Where do we make the difference:

1. Plant comfort: optimal growth
2. Work comfort: less loss and class II
3. Return comfort: geldelijke meeropbrengst

Experiences of growers

Experience of het cooperation with ErfGoed:

- Inventory requirements
- Clarity quote
- Consultation and tuning in advance
- The construction of the floor
- Inspection and delivery
- Service and contact afterwards

Contact data ErfGoed

ErfGoed
Bredeweg 59
2751 GH Moerkapelle

0031 79 593 3800

info@erfgoed.nl





QUALITY FLOORS
FOR EXCELLENT PLANTS

www.erfgoed.com